









MONITORING EQUIPMENT

- 154 Scales and Measuring
- 155 Medical Lighting
- 155 Flow Chart Table
- 156 Chart Holders
- 156 Falls Prevention

MONITORING EQUIPMENT

Scales & Measuring

	<p>JE0140 - Seca Electronic Bariatric Flat Scales</p> <ul style="list-style-type: none"> • Tough rubber non slip coating takes the heaviest challenges lightly • Extra wide platform with easy access • Kg/lbs option • Auto-hold • Automatic switch-off • Tap-on function • Battery powered 	<table border="0"> <tr> <td>Capacity:</td> <td>200kg</td> </tr> <tr> <td>Graduation:</td> <td>100g</td> </tr> <tr> <td>Width:</td> <td>433mm</td> </tr> <tr> <td>Depth:</td> <td>47mm</td> </tr> <tr> <td>Height:</td> <td>373mm</td> </tr> <tr> <td>Weight:</td> <td>2.9kg</td> </tr> </table>	Capacity:	200kg	Graduation:	100g	Width:	433mm	Depth:	47mm	Height:	373mm	Weight:	2.9kg		
Capacity:	200kg															
Graduation:	100g															
Width:	433mm															
Depth:	47mm															
Height:	373mm															
Weight:	2.9kg															
	<p>JE0110 - Seca Electronic Bariatric Flat Scales</p> <ul style="list-style-type: none"> • It stands firmly on four leveling bases that guarantee stability, even when small children are weighed while held by an adult • The mother/child-function ascertains the tare of the weight with just the touch of a button • Kg/lbs option • Automatic switch-off • Tap-on function • Battery powered 	<table border="0"> <tr> <td>Capacity:</td> <td>250kg</td> </tr> <tr> <td>Graduation:</td> <td>100g < 150kg > 200g</td> </tr> <tr> <td>Width:</td> <td>321mm</td> </tr> <tr> <td>Depth:</td> <td>60mm</td> </tr> <tr> <td>Height:</td> <td>365mm</td> </tr> <tr> <td>Weight:</td> <td>4.2kg</td> </tr> </table>	Capacity:	250kg	Graduation:	100g < 150kg > 200g	Width:	321mm	Depth:	60mm	Height:	365mm	Weight:	4.2kg		
Capacity:	250kg															
Graduation:	100g < 150kg > 200g															
Width:	321mm															
Depth:	60mm															
Height:	365mm															
Weight:	4.2kg															
	<p>JE0570 - Bariatric Chair Scale</p> <ul style="list-style-type: none"> • Heavy duty construction • High capacity • Hinged footrests for comfort and easier patient transfer • Hinged armrests for easier patient transfer • Body Mass Index function • Fitted with data out port for connection to Printer • Optional seat belt or harness • Internal rechargeable battery pack giving 80 hours continuous weighing 	<table border="0"> <tr> <td>Capacity:</td> <td>300kg</td> </tr> <tr> <td>Graduation:</td> <td>50g < 150kg > 100g</td> </tr> <tr> <td>Width:</td> <td>530mm</td> </tr> <tr> <td>Depth:</td> <td>460mm</td> </tr> <tr> <td>Height:</td> <td>930mm</td> </tr> <tr> <td>Weight:</td> <td>27kg</td> </tr> </table>	Capacity:	300kg	Graduation:	50g < 150kg > 100g	Width:	530mm	Depth:	460mm	Height:	930mm	Weight:	27kg		
Capacity:	300kg															
Graduation:	50g < 150kg > 100g															
Width:	530mm															
Depth:	460mm															
Height:	930mm															
Weight:	27kg															
	<p>JE0150 - Healthweigh Chair Scales</p> <ul style="list-style-type: none"> • Chair is ergonomically contoured to the shape of the patient • Folding armrests and footrest can be raised independently • Movement compensation technology • BMI (Body Mass Index) function • Tare/Zero/Hold/kg/lb/functions • 5 Digit LCD screen /Positive FSTN • 0.1kg graduations • Automatic reweigh • Updatable firmware • Swivel castors • Rear locking castors • Automatic power-off and low battery indicator • Optional Bluetooth and printer connectivity • Rechargeable battery 	<table border="0"> <tr> <td>Seat Width:</td> <td>430mm</td> </tr> <tr> <td>Seat Depth:</td> <td>420mm</td> </tr> <tr> <td>Overall Width:</td> <td>630mm</td> </tr> <tr> <td>Overall Depth:</td> <td>850mm</td> </tr> <tr> <td>Overall Height:</td> <td>965mm</td> </tr> <tr> <td>Weight:</td> <td>18kg</td> </tr> <tr> <td>Max User Weight:</td> <td>300kg</td> </tr> </table>	Seat Width:	430mm	Seat Depth:	420mm	Overall Width:	630mm	Overall Depth:	850mm	Overall Height:	965mm	Weight:	18kg	Max User Weight:	300kg
Seat Width:	430mm															
Seat Depth:	420mm															
Overall Width:	630mm															
Overall Depth:	850mm															
Overall Height:	965mm															
Weight:	18kg															
Max User Weight:	300kg															



JC0030 - Examination Lamp

- 50 Watt 240 volt dichroic bulb
- Multi adjustable for variable angle viewing
- Excellent performance with 1250 lux at one metre
- Beam diameter of 44cm
- Mains powered
- Optional table clamp, wall bracket or mobile stand



JC0060 - Magnifying Examination Lamp

- 1.75X Magnification through a 120mm diameter 3 Diopter lens
- 22 watt circular fluorescent tube produces 1250 lumens of shadowless 'daylight' illumination
- Angle poise spring balanced adjustable arm – Full extension 1150mm
- With protective dust cover flap
- Optional table clamp, wall bracket or mobile stand

Flowchart Tables



JB0010 - Flow Chart Table

- Height adjustable work surface 870-1370mm
- Stainless steel frame 760mm x 610mm
- Melamine timber work surface 800 wide x 610mm high
- Full width pen/pencil holder at bottom of board
- Easy to use one handed tilt mechanism
- Optional basket available
- Can be customised to individual requirements





JB0160 - iMove Chart Table

- Gas assisted height adjustment
- Storage tray under the top
- 75mm diameter castors, 2 with brakes
- Retaining lip at bottom of board
- 4 x stainless steel spring clips
- 700mm square compact design for easy storage





MONITORING EQUIPMENT

Chart Holders

	JA0150 - Wire Chart Holder	
	<ul style="list-style-type: none"> For patient records and folders Manufactured from powder coated steel Hangs on up to 50mm diameter rails/bed ends 	Width: 390mm Height: 410mm Opening: 73 x 380mm

	JA0120 - Wallmounted Chart Holder	
	<ul style="list-style-type: none"> For patient records and folders Manufactured from powder coated steel Wallmounted 	Width: 390mm Height: 410mm Opening: 73 x 380mm

Falls Prevention

	JD3940 - Ramblegard Wireless Jack Adaptor		
	Complete cord free connection into commonly used call systems – Quantec/Intercall etc. Features: <ul style="list-style-type: none"> Link up to 5 sensors to one Jack Silently triggers an alarm – Quiet for resident Wireless connectivity Tamperproof feature 		
			
Bedgard System JD3850 Ramblegard 'W' Bedgard with 'W' Jack - Quantec/N/C 800 (Stereo) JD3950 Ramblegard 'W' Bedgard with 'W' Jack - Intercall (Mono)	Floorgard System JD3860 Ramblegard 'W' Floorgard with 'W' Jack - Quantec/N/C 800 (Stereo) JD3960 Ramblegard 'W' Floorgard with 'W' Jack - Intercall (Mono)	Floorgard System JD3870 Ramblegard 'W' Seatgard with 'W' Jack - Quantec/N/C 800 (Stereo) JD3970 Ramblegard 'W' Seatgard with 'W' Jack - Intercall (Mono)	



Wireless Jill

Respond more effectively to alarms, with the ability to work with up to 9 accessories at a time, including alarm mats and call buttons.

It's 7 digit LCD display makes it easy to locate alarms and respond quickly. It's portable, and it's effective.

Features:

- Link up to 9 accessories
- LED to indicate pager status
- Adjustable volume control with vibrate
- Accessory removed/lost alarm feature
- Ability to connect directly with the Wireless Display Monitor



Bedgard System

JD3830
Ramblegard 'W' Bedgard
with 'W' Jill Pager

Floorgard System

JD3820
Ramblegard 'W' Floorgard
90 with 'W' Jill Pager

Floorgard System

JD3840
Ramblegard 'W' Seatgard
with 'W' Jill Pager

Notes
